

Takshila Academy

(Roots)

Session 2023-24

Holiday Homework

Class II

Name: _____

Class/ Section: _____

Guidelines for the parents:

1. Spend some quality time with your kids. Have at least one time meal with them.
2. Play at least one indoor or outdoor game with them. Take them to the park and share your childhood experiences with them.
3. Encourage your child to go outdoors rather than sitting in front of electronic gadgets all day.
4. Encourage your child to cultivate a reading habit. Get some story books of their choice to read.

माता-पिता के लिए दिशा निर्देश:

1. अपने बच्चों के साथ कुछ समय बिताएं। कम से कम एक समय का भोजन उनके साथ करें।
2. उनके साथ कम से कम एक इनडोर या आउटडोर गेम खेलें। उन्हें पार्क में ले जाएं और उनके साथ अपने बचपन के अनुभव साझा करें।
3. पूरे दिन इलेक्ट्रॉनिक गैजेट्स के सामने बैठने के बजाय अपने बच्चे को बाहर जाने के लिए प्रोत्साहित करें।
4. अपने बच्चे को पढ़ने की आदत विकसित करने के लिए प्रोत्साहित करें। पढ़ने के लिए उनकी पसंद की कुछ कहानी की किताबें प्राप्त करें।

let's create some happy memories!!

- **Make ' Nimbu Pani ' (lemonade) for your family.**
Don't forget to click pictures. Paste them on scrapbook and write the ingredients and the recipe.

- **Prepare a tasty and healthy 'Fruit Chaat' with the help of a family member.**



- **Water the plants around your house.**



Family

Q.1. Fill in the Blanks:

(joint, maternal, doing, nuclear, daughter, uncle, love)

- a) We should..... our elders.
- b) A family has one set of parents.
- c) We should help each other by the work.
- d) My sister is of my parents.
- e) My mother's family is myfamily.
- f) My father's brother is my
- g) In afamily ever member shares the work.

Q.2. Paste the picture of your mother and write 5 lines about your mother.

Paste the recent
photograph of your
mother



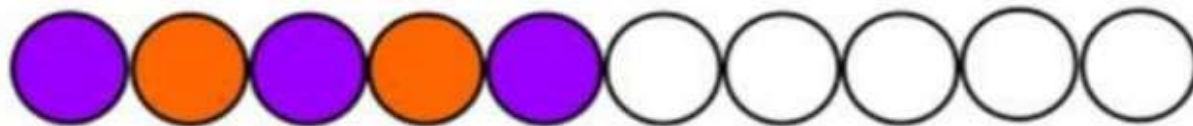
Q.3. Fill in the blanks using the correct word from the box:

(parents, siblings, grandmother, grandfather, grandparents)

- a) My father's father is my.....
- b) My father's mother is my
- c) My grandfather and my grandmother are called my
- d) My father and my mother are called my
- e) My sister and my brother are my

ACTIVITY (1)

MATHEMATICS MAGICAL FUN!!!!



* Prepare a pattern on any one of the given below:-

i) A picture pattern

ii) A number pattern

ACTIVITY-2

FAMILY BIRTHDAYS



Record the birthdays of your family members in a scrap book. The birthday should be in ascending order of age (youngest numbers of the family to the eldest member of the family.) Also paste pictures of your family member.

My Body

Rearrange the letters to find the name of the body parts

A rea.....

E gel.....

B ahnd.....

F yees.....

C oens.....

G daeh.....

D infegsr.....

H cnek.....

Fill in the blanks

Smell, taste, see, hear, feel

1. I can..... different shapes.
2. I cansweets.
3. I can..... hot milk.
4. I can..... sweet fragrance of flowers.
5. I can..... soft music.

Some parts in our body are in pairs. Write their names and draw their pictures.

.....

.....

.....

Write a small passage on your favourite weather. ..Why do you like that weather....What all activities you can doThings you would like to eat....etc.

MY FAVOURITE WEATHER

Weather

sunny 	cloudy 	snowy 
rainy 	windy 	icy 

MY BOOK REPORT

Read a lot of books in your summer vacation. Choose your favorite amongst them and answer the following:



Name of the book

Name of the author

I liked the book because

The story is about _____

My favorite character/characters of the story.

Illustrate and colour your favorite part of the story.

Note: It should be a true account of your reading.

चित्र वर्णन करिए—



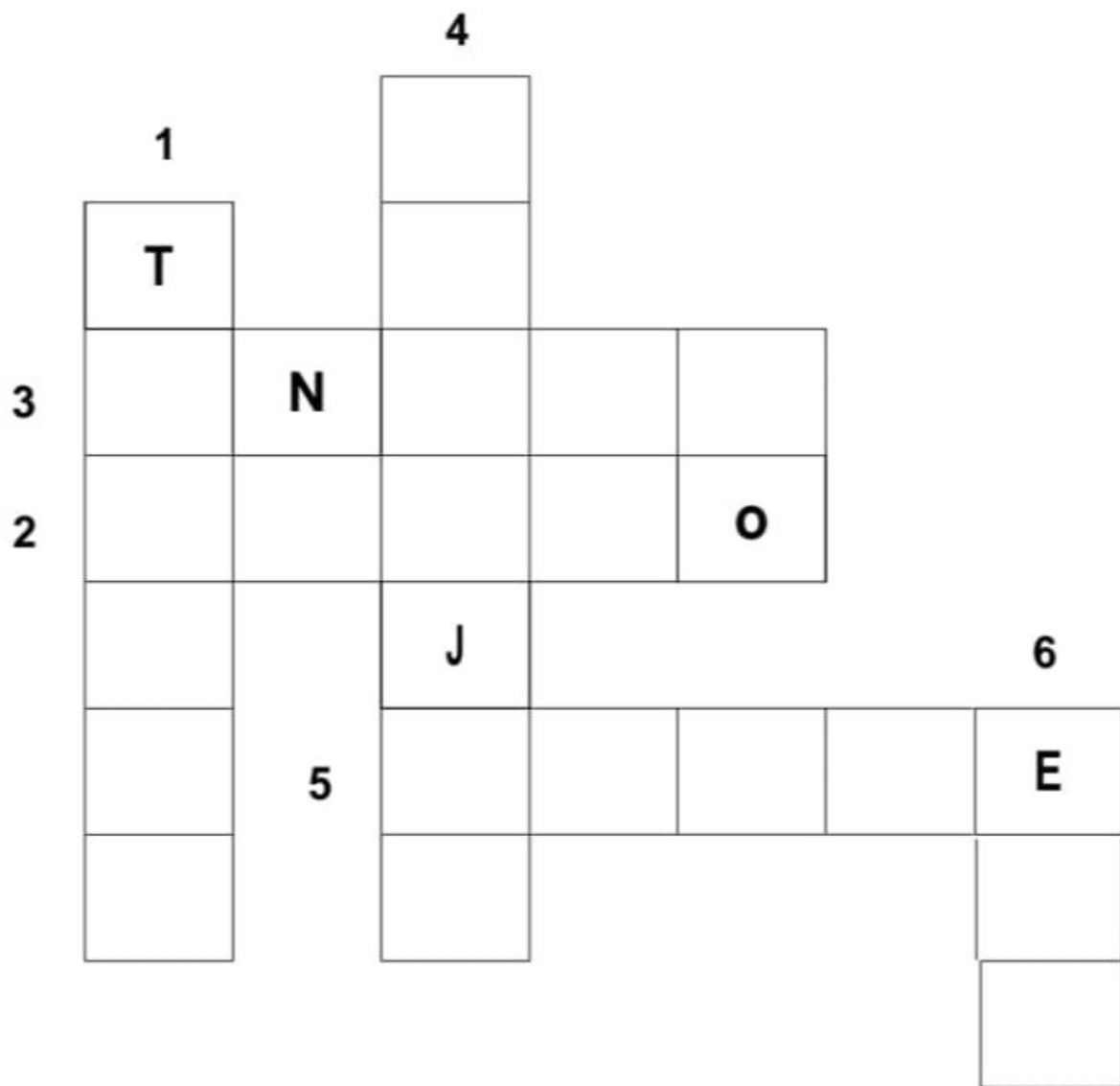
रचनात्मक कार्य

एक रंगीन चार्ट पर हिंदी में महीनो और दिनों के नाम लिखे

उसमे अपने घर वालो का जन्मदिन भी लिखे



Solve the puzzle with the help of the clues given below:



- 1) I am a red fruit used in making vegetables puree.
- 2) I am the king of fruits.
- 3) I am a vegetable that can be eaten both raw and cooked.
- 4) I wear a crown and I am the king of vegetables
- 5) Eating me every day, keeps the doctor away.
- 6) I am a white oval ball full of proteins obtained from a hen.

Make a 2D or 3D family tree using all possible waste material in the house cardboards, old plastic glass/plate used gift wraps etc. and paste/draw all the family members picture in it including grandparents, parents, uncle, aunts and cousins.



Note: Make a Video Call to your family members and tell them how much you love and miss them.

