

# Takshila Academy

(Roots)

Session 2023-24

Holiday Homework

Class UKG

Name: \_\_\_\_\_

Class/ Section: \_\_\_\_\_






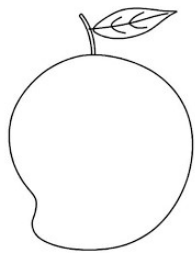
## Guidelines for the parents:

1. Spend some quality time with your kids. Have at least one time meal with them.
2. Play at least one indoor or outdoor game with them. Take them to the park and share your childhood experiences with them.
3. Encourage your child to go outdoors rather than sitting in front of electronic gadgets all day.
4. Encourage your child to cultivate a reading habit. Get some story books of their choice to read.

## माता-पिता के लिए दिशा निर्देश:

1. अपने बच्चों के साथ कुछ समय बिताएं। कम से कम एक समय का भोजन उनके साथ करें।
2. उनके साथ कम से कम एक इनडोर या आउटडोर गेम खेलें। उन्हें पार्क में ले जाएं और उनके साथ अपने बचपन के अनुभव साझा करें।
3. पूरे दिन इलेक्ट्रॉनिक गैजेट्स के सामने बैठने के बजाय अपने बच्चे को बाहर जाने के लिए प्रोत्साहित करें।
4. अपने बच्चे को पढ़ने की आदत विकसित करने के लिए प्रोत्साहित करें। पढ़ने के लिए उनकी पसंद की कुछ कहानी की किताबें प्राप्त करें।

एकसमान चित्रों को मिलाएं।



चित्र बनाइए

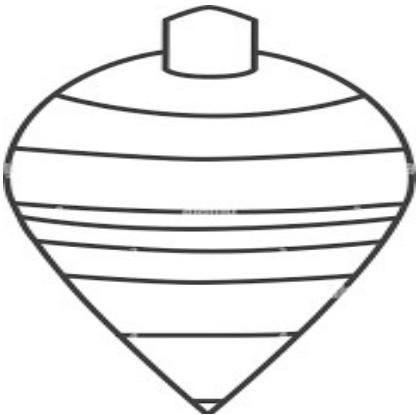


घ

र


च

ल



चित्र देखकर उसका पहला अक्षर लिखिए।



COUNT AND WRITE:-



---



---



---

# Math

Q1. Put the correct sign  $<$ ,  $>$ , or  $=$ .

$2 \quad \square \quad 5$

$8 \quad \square \quad 1$

$3 \quad \square \quad 6$

$7 \quad \square \quad 9$

$1 \quad \square \quad 5$

$6 \quad \square \quad 2$



Q2. Circle the bigger number.


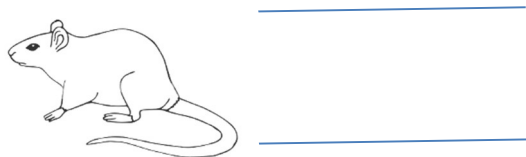
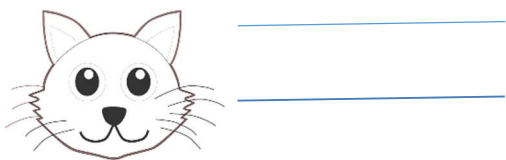
3   2   7	4   8   6
8   1   3	5   3   1
9   0   2	8   2   6

# English

Q1. Write cursive letters 'a to z'.

Handwriting practice lines for cursive letters 'a to z'. The page contains five sets of horizontal lines, each consisting of a top line, a middle line, and a bottom line, providing a guide for letter height and placement.

Q2. See the pictures and write 'at' words.



Q3. Draw and colour pictures of any 5 fruits and vegetables.

1.


2.

3.

4.

5.

Color the fish with different colors as directed



Yellow



Orange



Pink



Blue



Purple



Green



Red

